

# Implementation of Oracle RAC on Oracle Cloud

Skant Gupta, Anuradha Mudgal

**Abstract:** -Today's world is all about technology .Our life is contingent upon technology. Little change in technology makes huge differences on today's business. Cloud computing is a virtualized compute power and storage delivered via platform-agnostic infrastructure of abstracted hardware and software accessed over the internet.

In this paper you will acquire details about cloud computing. We have provided brief about oracle database, Oracle RAC and oracle cloud computing. This paper focused on advantages of cloud computing and how do we can setup Oracle RAC on cloud.

**Index Terms**— Oracle RAC, Oracle Cloud, Database as a service.

## I. INTRODUCTION

Data is a most important element of any alliance. Due to its importance we must make us sure that our data is secure from all kind of data loss. Data plays a very essential role in each n every department of an organization like IT department, R&D department, HR department, Finance department, sales departments etc. In the world of hi tech. there are lots of options are available in the like market. Due to lots of option available in the market user can choose any database according to their cost, volume of data, quality etc. We have some example of most saleable database like Oracle, DB2, MySQL, SQLite, SQL Server and Sybase.

Oracle Database is the first RDBMS database designed for enterprise grid computing, the most flexible and cost effective way to manage information and applications by Oracle Corporation on 1977. Oracle database is better option for any organization because of its Reliability, Functionality, Customer Satisfaction and Flashback Technology, consistency, isolation, atomicity and durability.

The database has logical structures and physical structures. Because the physical and logical structures are separate, the physical storage of data can be managed without affecting the access to logical storage structures.

## II. ORACLE RAC

When we talk about oracle database that is related to single database only. Data is increasing day by day. Due to increment of data organization has too switch in to Oracle RAC. RAC stands for Oracle Real Application Clusters .Oracle Clusterware is a portable cluster management solution that is integrated with Oracle Database. Oracle Clusterware is also a required component for using Oracle RAC. In addition, Oracle Clusterware enables both single-instance Oracle databases and Oracle RAC databases to use the Oracle high-availability infrastructure. Oracle Clusterware enables us to create a clustered pool of storage to be used by any combination of single-instance and Oracle RAC databases.

Skant Gupta, Senior DBA, Etisalat, Abu Dhabi, UAE,  
Anuradha Mudgal, DBA, SilverTouch Technologies, Delhi, India.

## III. RAC EVOLUTION

Oracle 8i OPS implementation brought in many outstanding improvements done by oracle Corporation. The extraordinary new feature was the lunched of cache fusion technology. Cache fusion, as appraise earlier, In Rac cache, or SGA, from the multiple instances coordinates the buffers and manages the database access. Oracle 8i (OPS) introduced the initial phase of cache fusion. The data blocks were transferred from the SGA of one instance to the SGA of another instance without the need to write the blocks to disk. In Rac main aimed at reducing the ping overhead of data blocks. After partial implementation of cache fusion in Oracle 8i could help only in certain conditions.

## IV. THE BENEFITS OF REAL APPLICATION CLUSTERS

- Lower Overall Cost of Ownership
- Expanded Scalability
- High Availability
- Transparency
- Buffer Cache Management
- Row Locking
- Recovery Manager, Online Backups, and Archiving
- Ability to spread CPU load across multiple servers
- Continuous Availability / High Availability (HA)
- RAC can take advantage of larger SGA sizes
- Scalability
- While choosing RAC for used as a cost savings solution
- Never choose RAC to scale

## V. WHAT IS CLOUD COMPUTING?

As we know technology change day by day for make our life easy. New inventions occur every day. Cloud Computing is in trend of technology. We can have some popular cloud computing products like Oracle Cloud, Amazon Web Service, Google Cloud Platform Services, Microsoft Azure etc. are some example of most saleable products now a days. Cloud computing means that type of computing which depends on sharing computing resources rather than having local servers or personal devices to handle applications. Cloud computing is akin to grid computing which is unused processing cycles of all computers in a network are harnesses to solve problems too intensive for any stand-alone machine. We have big advantage in cloud computing that it is based on shared, elastic resources delivered to users in a self-service, metered manner using web technologies.

## VI. WHAT IS ORACLE CLOUD?

As earlier topics we have discussed about RDBMS, Oracle RAC now time to get aware about latest technology of Oracle Corporation in database. 12c is a latest version in oracle database. C stands for cloud computing Oracle Cloud is the industry's broadest and most integrated public cloud. Oracle provides best-in-class services across software as a service

(SaaS), platform as a service (PaaS), and infrastructure as a service (IaaS), and even lets you put Oracle Cloud in your own data center. Oracle Cloud succor organizations drive innovation and business by increasing business agility, lowering costs, and reducing IT complexity.

### Advantages of Oracle Cloud Computing

1. Oracle Cloud provides maximum performance and value to businesses.
2. In Oracle Cloud we have new feature that we can run Oracle's modern Fusion Applications out of the box.
3. Social relationship platform for engaging customers, partners, and employees easily can make in cloud computing.
4. Social brilliance and inbound insights are part of it.
5. One new feature of Optimizes Platform-as-a-Service integration with Oracle Cloud applications is available in oracle cloud.
6. Customers have more independence and decision-making in hands of customers.
7. Customers world-class security and architecture are on priority of cloud computing.
8. Customers can create itineraries for upgrades according their comforts.
9. Release of money and time for customers via completeness of the end-to-end solution.
10. Systems integrators function is available for Frees customers.

## VII. CREATION OF ORACLE RAC DATABASE IN THE CLOUD.

We will show you how to create an Oracle RAC Database in the cloud. To do this, we enter with our account for Oracle cloud services, go to the "Oracle Database Cloud Service" page and create a new service.

We provide the Service name then we choose "Oracle Database Cloud Service" as Subscription Type, also provide the SSH public key.

Step 1: Explains about the selection of the database's release as shown in the figure. Select a database "release" and we chose "Enterprise Edition - Extreme Performance" as Software Edition. Then we continue with a click on "Next".

Elaborate about we provide an Administration Password Which is used as your sys password, DB name (SID) with respective (PDB Name) and mark the "Database Clustering with RAC" checkbox. Then we continue with a click on "Next".

Fig.2. Explains about the administrator's password.

Step 2: Finally, we check the configuration and click on "Create" to create Oracle RAC database on cloud.



**Confirmation**

Confirm your responses and create this Oracle Database Cloud Service instance.

**Subscription Details**

Service Level: Oracle Database Cloud Service

Billing Frequency: Monthly

Software Release: Oracle Database 12c Release 1

Software Edition: Enterprise Edition - Extreme Performance

**Backup and Recovery Details**

Backup Destination: None

**Service Details**

Service Name: CloudRac

Description:

Compute Shape: OC2M-2 OCPU, 30 GB RAM

Timezone: (UTC) Coordinated Universal Time(UTC)

Key: rsa-key-20170111.pub

**Database Configuration Details**

Usable Database Storage: 25

Total Data File Storage: 88.5

DB Name (SID): ORCL

PDB Name: ORCL.PDB1

Character: AL32UTF8 - Unicode Universal character set UTF-8 form

Set: 32-bit

National Character: AL16UTF16 - Unicode UTF-16 Universal

Set: character set

Include GoldenGate: No

Database Clustering with RAC: Yes

**Standby Database Configuration Details**

Standby Database with Data Guard: No

Fig. 3 Creation Summary

After a few minutes, Oracle RAC database is created successfully.

Fig 4. Main Service console

Step 4: we click on the service name (CloudRac) to open the main page of both instances of RAC.

Fig.4. Opening of instance with RAC

Step 5: Now we are going to open two different instances of the "Putty" executable and we are going to connect SSH to both machines.

Fig.5. Connection with putty

Step 6: We connect to both instances and check the pmon on each server.

Fig.6. Check of pmon process

Step 7: We check number of instance in Oracle RAC database as shown below.

VIII. CONCLUSION

It is very easy to create a RAC database in the cloud. Moreover monitoring and troubleshooting is also not much difficult.

REFERENCES

[1] <https://docs.oracle.com/en/cloud/get-started/subscriptions-cloud/csgsg/index.html>  
 [2] <http://docs.oracle.com/en/cloud/paas/database-dbaas-cloud/csdbi/index.html>

**Skant Gupta** working as Senior Database Administrator in Etisalat Dubai with 5 years of industry experience.

- Published an Oracle Technical Paper in — Cloud Computing in Oracle
- Oracle Cloud Certified
- Oracle 12c Certified Professional

**Anuradha Mudgal** working as Database Administrator in SilverTouch Technologies with 2 years of industry experience.

- Oracle 10g Certified Professional



Fig.7 checking number of instance

Step 8: We can cross verify the status of Oracle Database by using “srvctl” utility.

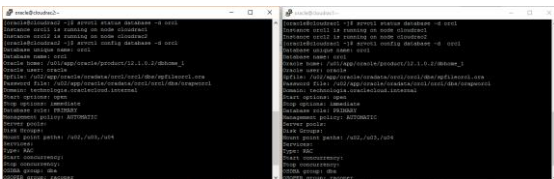


Fig.8. cross verify the status of Oracle Database.

Step 9: Now we are connecting to “grid” user and check the clusterware resource by using “crsctl” utility.

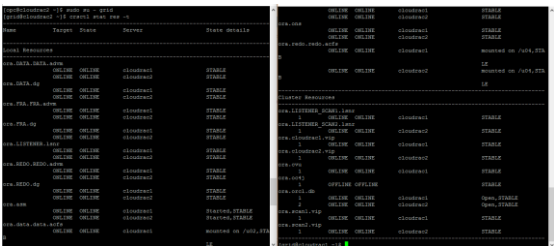


Fig.9. Connection with “grid”

Step 10: Now we can connect to PDB database in each instance of Oracle RAC.

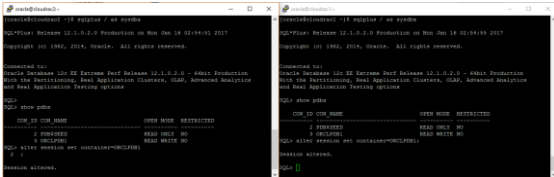


Fig.10. Connection with PDB