

Analysis of Crimes Against Women in India between Years 2001 - 2015

Ronakh Thaikkat

Abstract-- The motivation behind this report is to break down the wrongdoings conferred against women in India between years 2001 – 2015 and specifically those violating section 375: Intercourse with a woman without her assent or will.

This report covers the insights of crimes perpetrated against women in each state, the increase/decrease in the crime rate in each state between the mentioned years (2001-2015), the relation between the casualties and the offenders, the age groups of the victims that the offenders target the most.

According to 2015, the number of cases of evidence announced against women have practically multiplied since that of the year 2001. It has been expanding in every state each year. Madhya Pradesh has been the state that had the most number of cases followed by West Bengal. The states with minimal violations against women are Manipur and Sikkim. [note that population is not taken into consideration here]

From the charts that are appeared towards the finish of the report, clearly, women between ages 18-29 are targeted the most. Kids under the age of 6 had also been casualties of assault. The graphs taking after that demonstrate the connection of the victims to the offenders. 96% of the casualties knew the offenders somehow. Neighbors and individuals who promised to marry their victims secured a vast bit of this graph.

A. Methods

Data used for most of the analysis are coming from *Open Government Data*.

Data from year 2015 is coming from *NCRB*.

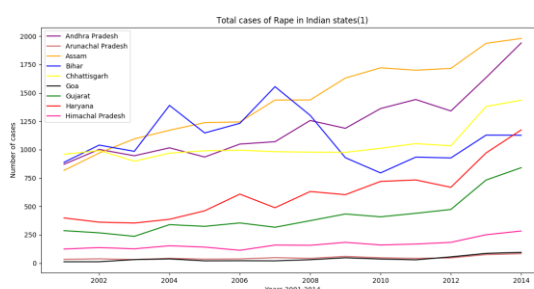
Programming:

Used python 3: (w/ numPy, matplotlib, pandas) [code is not provided in the report]

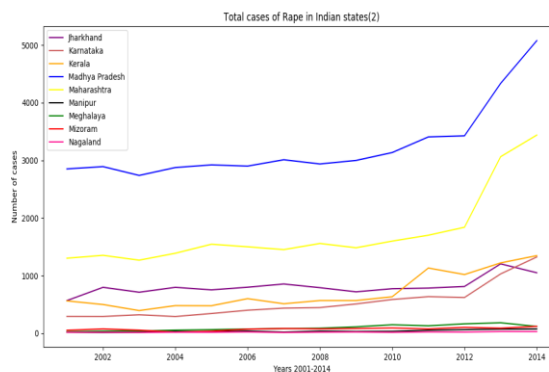
B. Data and report:



Madhya Pradesh has more than 35,000 announced violations against women in the year 2015. West Bengal somewhat less than 35,000. Meghalaya and Nagaland being the least having 0 cases reported.

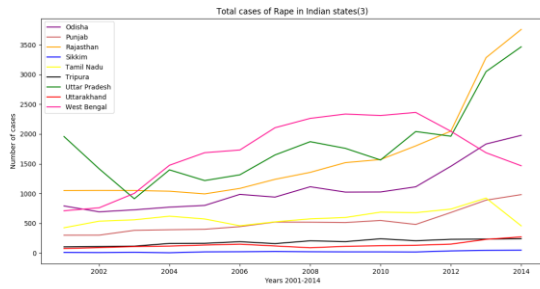


Bihar unquestionably in the higher range. Had the most number of cases of rape reported in the year 2004 and 2007 with a drop after that. Assam having an unfaltering increment in the number of cases detailed each year. The imperative perception here is that after 2012 every one of the states in this chart have an expanded number of cases of rape reported.

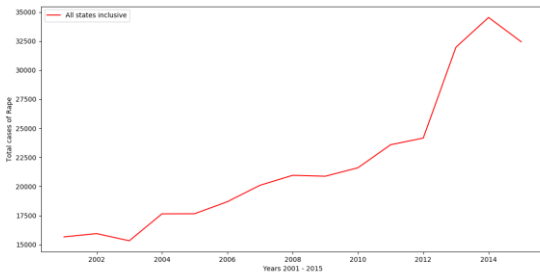


The North-eastern states of Meghalaya, Mizoram, Nagaland, Manipur have less number of cases announced in contrast with Karnataka having a sudden increment between 2012 – 2013 and not dropping since. Madhya Pradesh unquestionably being in the higher range and a sudden increase since the year 2012

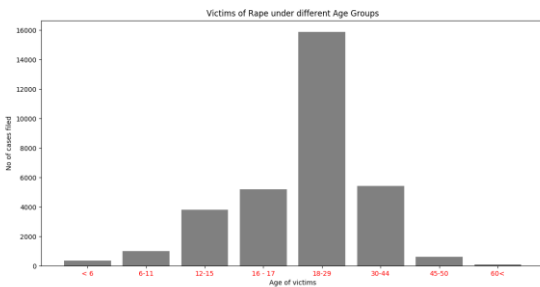
Analysis of crimes against Women in India between years 2001 – 2015



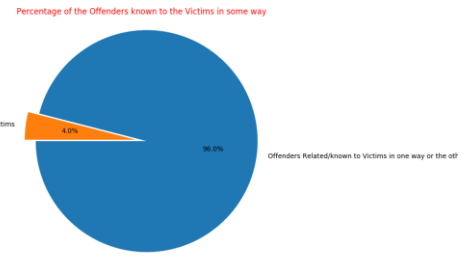
Rajasthan and Uttar Pradesh have an expansion in the number of cases after year 2012. *Achieving its highest in the year 2014.* West Bengal achieving its crest in the in the year 2011



Cases of Rape announced between 2001 – 2015 all over India. Compared to the year 2002, in 2014 the number has practically multiplied. An increase of about 10,000 cases between years 2012 and 2013.

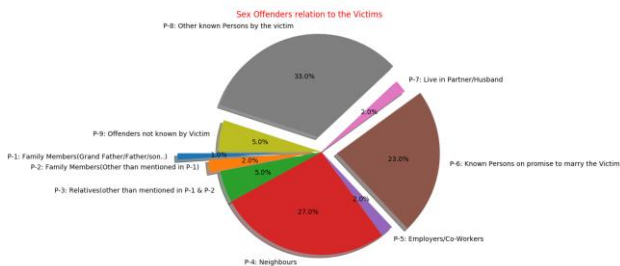


A little more than 14,000 of all the 30,000 casualties were between the ages of 18 – 29. This spread just about 45% of the aggregate casualties. Kids less than 6 years old have nearly been casualties of this assault. *Around 5000 casualties were 16 or 17 years of age.*



REFERENCES

- [1] Data from: <https://data.gov.in/>
Crimes between 2001 - 2014
- [2] Data from: <http://ncrb.nic.in/>
Crimes in year 2015
- [3] Janet Phillips, Measuring domestic violence and sexual assault against Women: A review of the literature and statistics. [Gov.au]
- [4] Carlene Wilson & Neil Brewer (1992) The incidence of criminal victimisation of individuals with an intellectual disability, Australian Psychologist, 27:2, 114-117 *link to paper:* <http://dx.doi.org/10.1080/00050069208257591>



Majority of the offenders were known to the victims. *27% of them being the neighbors of the victims* and 23% of the offenders were people who promised to marry their victims. 33% of the guilty parties were some way or another known to the victims. 7% were the relatives of the casualties, counting Fathers, Children, Grand Fathers and other close Relatives.